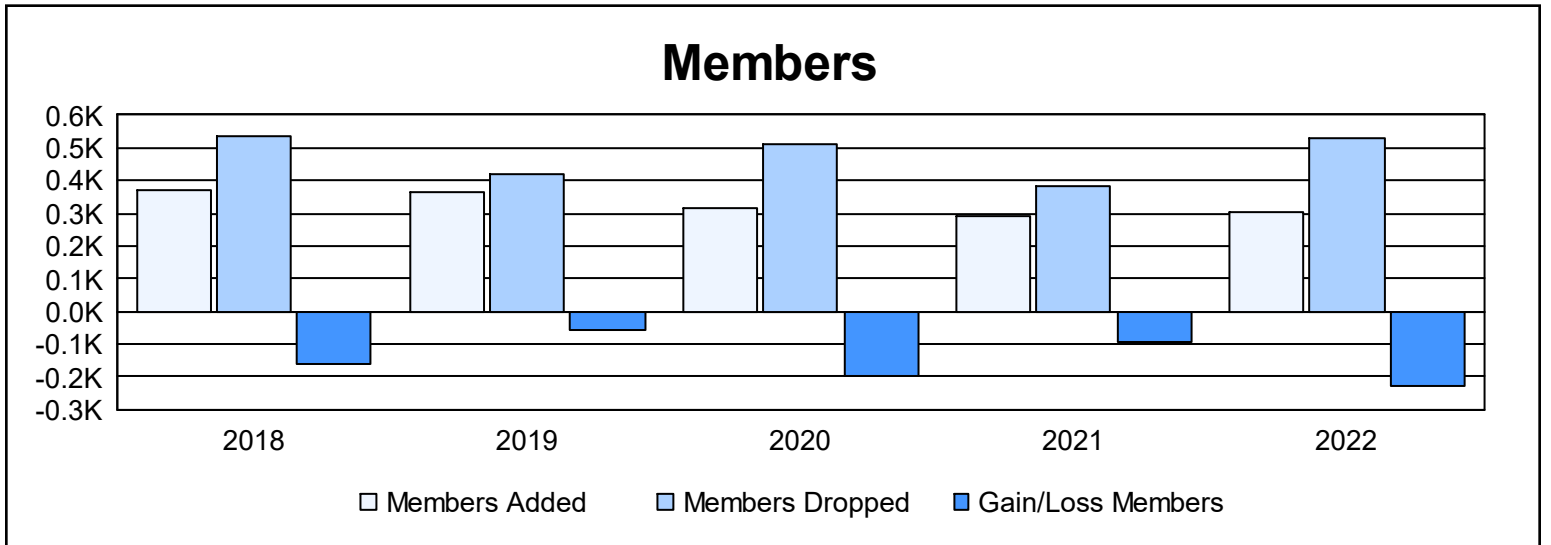
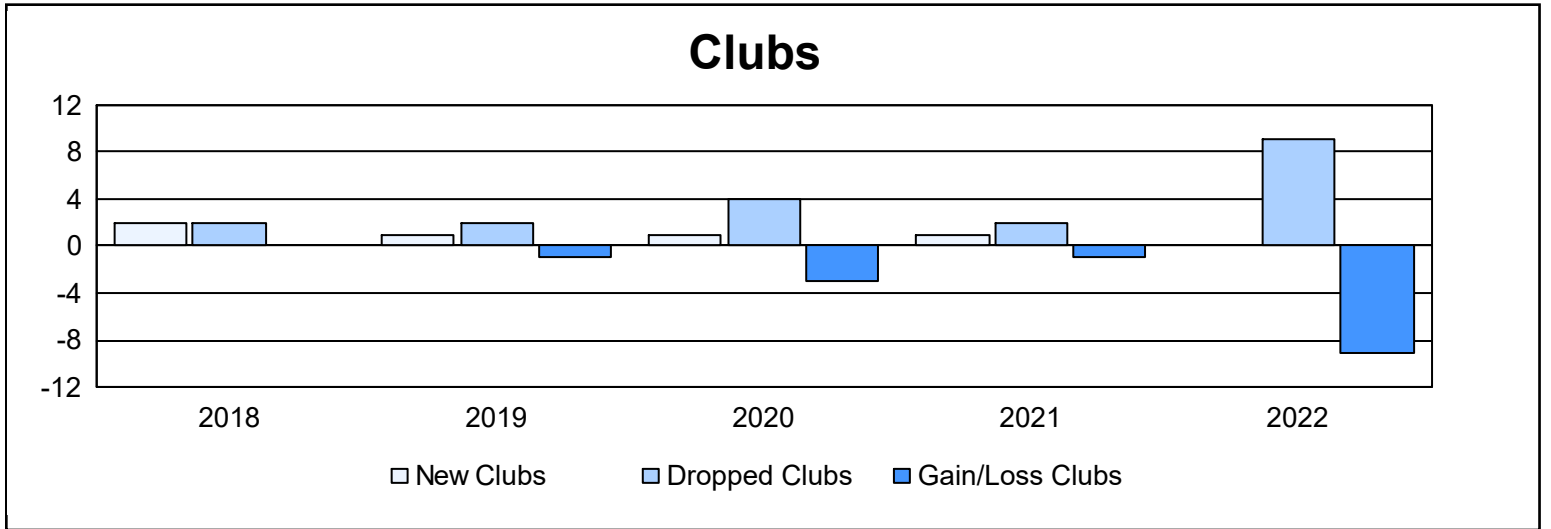
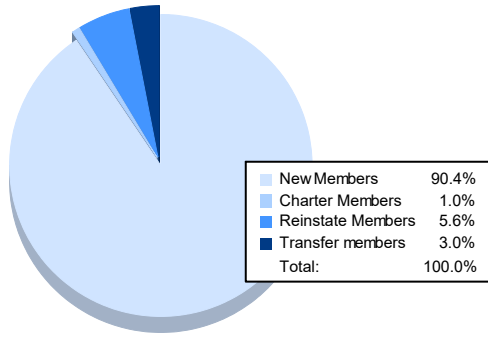


| Year | New Clubs | Dropped Clubs | Gain/ Loss Clubs | New Members | Charter Members | Reinstate Members | Transfer Members | Total Member Added | Total Members Dropped | Gain/ Loss Members |
|----------------|-----------|---------------|------------------|-------------|-----------------|-------------------|------------------|--------------------|-----------------------|--------------------|
| 2017-2018 | 2 | 2 | 0 | 294 | 43 | 28 | 7 | 372 | 535 | -163 |
| 2018-2019 | 1 | 2 | -1 | 308 | 23 | 9 | 22 | 362 | 417 | -55 |
| 2019-2020 | 1 | 4 | -3 | 221 | 49 | 21 | 23 | 314 | 514 | -200 |
| 2020-2021 | 1 | 2 | -1 | 226 | 30 | 20 | 15 | 291 | 384 | -93 |
| 2021-2022 | 0 | 9 | -9 | 274 | 3 | 17 | 9 | 303 | 532 | -229 |
| Average | 1 | 4 | -3 | 265 | 30 | 19 | 15 | 328 | 476 | -148 |



Membership Composition June 2022 Cumulative



Gender Composition June 2022 Cumulative

